

HOFMANN®



BLA9172

Scissor

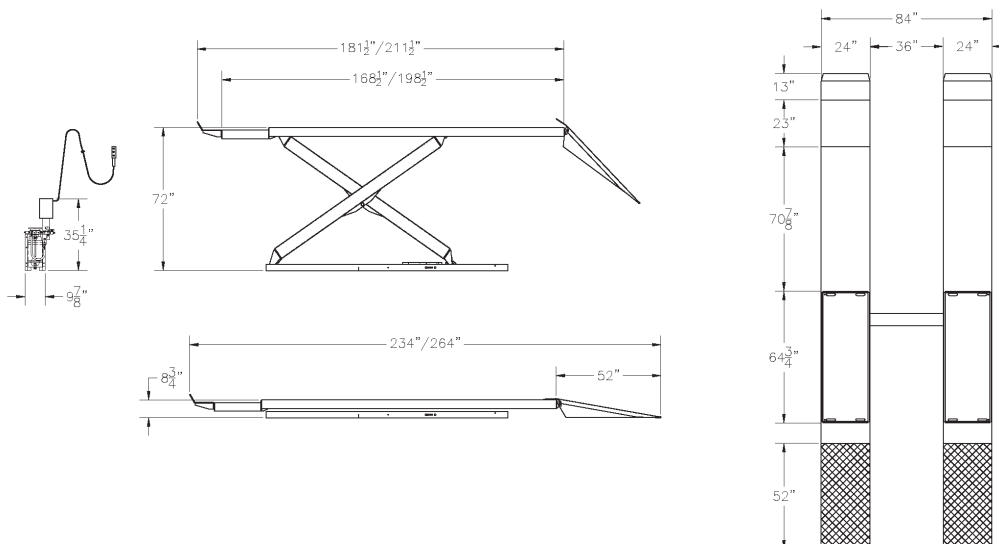
ALIGNMENT LIFTS

HOFMANN 9K SCISSOR LIFTS



SLA9144
SLA9172
BLA9144
BLA9172 - "Model Shown
with optional Roller Jacks
and Turnplates"

- Starts Lower: 8 3/4" drive-on height for low profile vehicles
- Lifts Higher: 72" raised height for comfortable stand-up working condition
- Uses Less Space - 5 Scissor Lifts installed side-by-side fit in the same space as four 4-Post lifts
- Lifts Straight Up - no fore or aft movement
- Wide 24" runways and 65" rear slip plates for maximum alignment capability
- Open center - front and rear for optimum accessibility on BLA9144 / BLA9172 models
- Rear tie bar on model SLA9144. Front and rear tie bars on model SLA9172
- Leveling legs fold down for alignment use on SLA9144 / SLA9172 models
- Heavy duty 9,000 lb. - 144" wb or 172" wb alignment on BLA9144 / BLA9172 models
- Power unit is free standing with hand held remote control pendant operation with foot pedal safety release. Power unit can also be wall mounted maximizing available space
- Two different safety mechanisms for operator protection:
 - Hydraulic velocity fuses located on both cylinders
 - Visual / Audible mechanical safety locks engage automatically when lift is raised
- 52" approach ramps have gentler drive-on angle for low profile vehicles
- Optional roller jacks expand service versatility - - - RJ145
- Optional premium stainless steel turnplates - - - EAK0277J23A
- All models can be ordered for flush mount installation



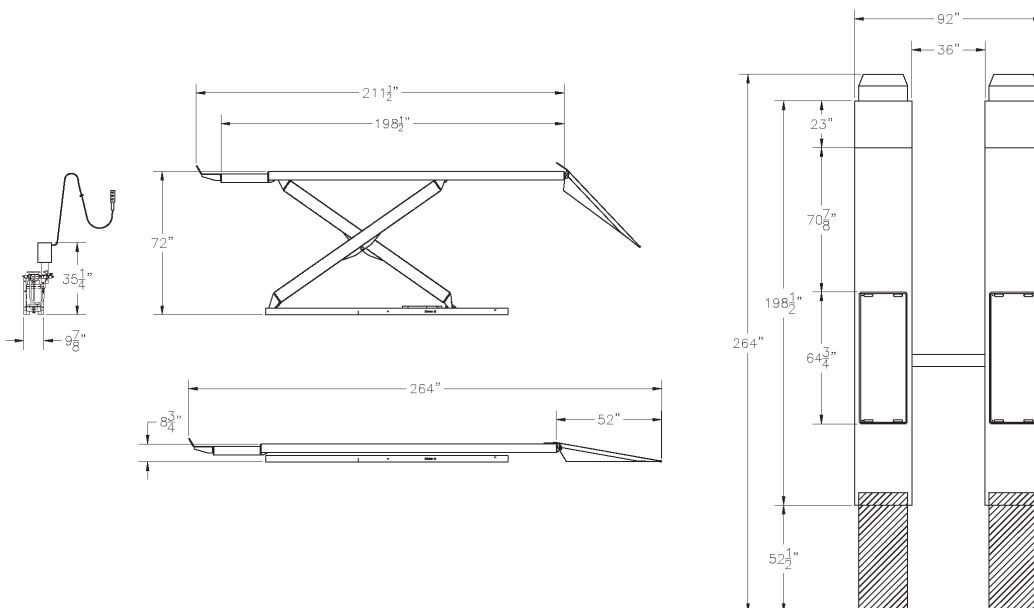
Models: SLA9144 / BLA9144 and SLA9172 / BLA9172

HOFMANN 12K SCISSOR LIFTS



SLA12172
BLA12172 - "Model Shown
with optional Roller Jacks
and Turnplates"

- Starts Lower: 8 3/4" drive-on height for low profile vehicles
- Lifts Higher: 72" raised height for comfortable stand-up working condition
- Uses Less Space - 5 Scissor Lifts installed side-by-side fit in the same space as four 4-Post lifts
- Lifts Straight Up - no fore or aft movement
- Wide 28" runways and 65" rear slip plates for maximum alignment capability
- Open center - front and rear for optimum accessibility on BLA12172
- Front and rear tie bar and leveling legs on model SLA12172
- Power unit is free standing with hand held remote control pendant operation with foot pedal safety release. Power unit can also be wall mounted maximizing available space
- Two different safety mechanisms for operator protection:
 - Hydraulic velocity fuses located on both cylinders
 - Visual / Audible mechanical safety locks engage automatically when lift is raised
- 52" approach ramps have gentler drive-on angle for low profile vehicles
- Built-in air kit for optional roller jacks expands service versatility - - - RJ216
- Optional premium stainless steel turnplates - - - EAK0277J23A
- All models can be ordered for flush mount installation



Models: SLA12172 / BLA12172

HOFMANN 14K SCISSOR LIFTS

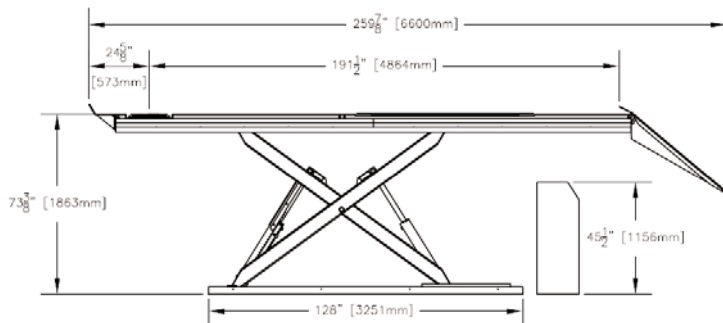


SLA14178 - "Model Shown"
SLA14178FM

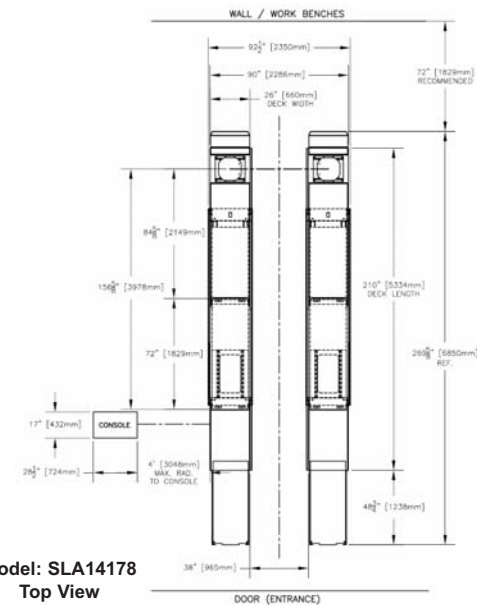
- Totally open access between the decks front to rear
- 210" deck length with 154" 4-wheel or 178" 2-wheel alignment wheelbase (186" service) - "Quad counterpoised" lifting system with 4 powerful heavy duty cylinders to maintain a constant level from floor to full lift height
- Contained top and bottom UHMW slide blocks for smooth and uniform lifting
- Large twin interlocking serriform mechanical safety racks with 18 level & locked positions
- Durable 72 inch " right side up " flushmount maintenance free slip plates. Oversize roller balls rotate on the underside of each slip plate and not on the deck surface. Strategically positioned openings in the deck under each slip plate quickly disperse water and dirt
- Reinforced 26" wide decks for superb alignment accuracy with cars and dual wheel trucks
- 8 position adjustable work step on each side for easy access to under hood and steering wheel adjustments
- Triple safety system with air actuated mechanical locks, pressure sensing flow control valves and velocity fuses
- Optional premium stainless steel turnplates
- Completely enclosed operator console protects electronic and hydraulic components
- In-rack air kit for rolling jacks and air tools. Optional 7,000 lb. roller jacks - - - RJ217
- Flush mount model provides more versatility, zero ground clearance for the lowest sport package vehicle and higher ceiling height availability



SLA14178FM - "Model Shown Inset"



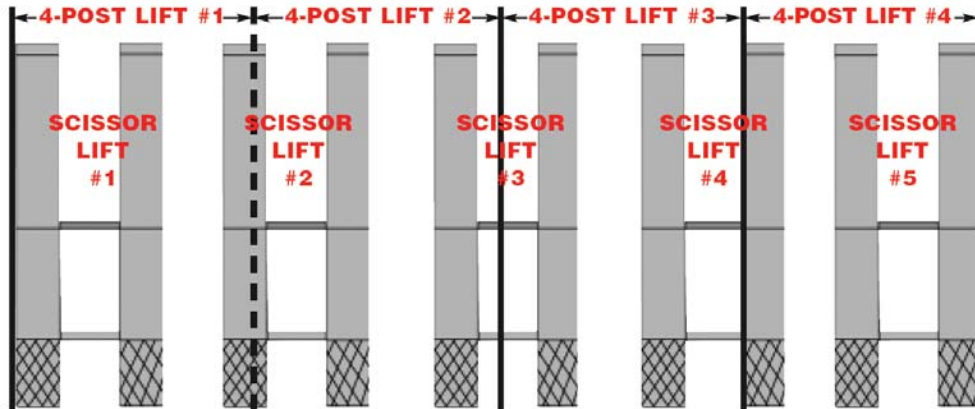
Model: SLA14178
Side View



Model: SLA14178
Top View

FEATURES

Five Scissor Lifts in the Same Space as Four 4-Post Lifts



Scissor lifts can be flush mount installed, allowing easy drive on with zero clearance capability. Often allows installation of longer wheelbase models (no approach ramps) and adds to available ceiling clearance.



ACCESSORIES



EAK0277J23A

Turnplates

Premium Stainless Steel Turnplates For Most Lift Applications.

Hofmann Roller Jacks

Hofmann's complete line of air/hydraulic roller jacks are versatile, durable and optimize the profitability of any lift. A low profile design eliminates the need to swing away when lift is lowered. A high lifting height enables more access for under-car repairs. Interchangeable adapters make lifting fast for brake work and tire service on passenger cars, light trucks and vans. Easy to maintain and built to last.



RJ217

**Note - Additional optional accessories are available, consult your Hofmann Sales Representative for details.*

HOFMANN®



SPECIFICATIONS

Model	Lifting Capacity	4 Wheel Alignment Wheel Base	Overall Width	Width Between Runways	Overall Length	Maximum Raised Height	Minimum Lowered Height	Lift Time	Shipping Weight	Standard Power Requirements*
SLA9144	9,000 lbs.	144"	84"	36"	234"	72"	8 3/4"	60 sec.	4,269 lbs.	230V / 60Hz / 1Ph
BLA9144	9,000 lbs.	144"	84"	36"	234"	72"	8 3/4"	60 sec.	4,425 lbs.	230V / 60Hz / 1Ph
SLA9172	9,000 lbs.	144"	84"	36"	264"	72"	8 3/4"	60 sec.	4,577 lbs.	230V / 60Hz / 1Ph
BLA9172	9,000 lbs.	144"	84"	36"	264"	72"	8 3/4"	60 sec.	4,846 lbs.	230V / 60Hz / 1Ph
SLA12172	12,000 lbs.	144"	92"	36"	264"	72"	8 3/4"	60 sec.	5,240 lbs.	230V / 60Hz / 1Ph
BLA12172	12,000 lbs.	144"	92"	36"	264"	72"	8 3/4"	60 sec.	5,064 lbs.	230V / 60Hz / 1Ph
SLA14178	14,000 lbs.	154"	92 1/2" (S.M.)	38"	269 3/8" (S.M.)	73"	10"	85 sec.	4,980 lbs.	230V / 60Hz / 1Ph
	2 Wheel Align.: Service:	178" 186"								
SLA14178FM	14,000 lbs.	154"	94 3/4" (F.M.)	38"	228 1/2" (F.M.)	73"	10"	85 sec.	4,940 lbs.	230V / 60Hz / 1Ph
	2 Wheel Align.: Service:	178" 186"								

S.M. = Surface Mount

F.M. = Flush Mount

*Other power options available

Hofmann manufactures a complete line of wheel service equipment.



Imaging & Conventional Alignment Equipment



High Performance Wheel Balancer with All Automatic Data Entry



Tire Changer Designed to Service All Automotive Tires



Combination Brake Lathes for Rotors, Drums and Flywheels

HOFMANN®

USA



309 Exchange Avenue • Conway, AR 72032
(800) 251-4500 • (501) 450-1581
Fax (501) 450-2085 • www.hofmann-usa.com

HOFMANN®

Canada



6500 Millcreek Drive • Mississauga, ONT L5N 4G4
(800) 267-2185 • (866) 812-5316
Fax (905) 821-2073 • www.hofmann.ca
E-mail: info@hofmann.ca